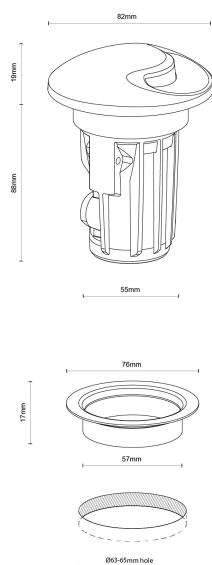


# Inground Path Light 5 90D Nickel


Data Sheet



## Physical Specification

Body	Quality corrosion resistant brass construction.
Lens	Frosted custom polycarbonate lens.
Reflector	High efficiency, reflective coated polycarbonate.
Mounting Options	Ground mounted. Suitable for concrete and masonry applications. Mounting Collar included (compatible with Ø63mm Orange Electrical Conduit).
Weight (kg)	1
Operating Temperature	-20°C to +50°C
IP Rating	IP67

## Electrical Specification and Performance

Input Voltage	24VDC.
Total Load	4 watts. >90 lumens per watt
Driver	Driver onboard technology.
Remote Power Supply	Recommended Meanwell HLG Series 24VDC constant voltage (sold separately). Consider adding remote control and constant voltage.
Control	Requires clean on/off signal. If switching via automation relays use on/off. Do not use dimming relays as these may leak residual voltage.
Dimming	Triac or Dali available with approved Power Supply and compatible dimming control.
Certifications	

## Finishes



<span style="color: black;">■</span> BLK	Matt Black powder coat
<span style="color: orange;">■</span> BZE	Bronze
<span style="color: red;">■</span> COP	Copper
<span style="color: grey;">■</span> NKL	Nickel

## Installation Instructions

Ground or deck mounted. Suitable for timber and masonry applications. Supplied with custom designed mounting collar for concrete installation.

Refer to Product page or Technical Resources page to download Installation Sheet.

# Inground Path Light 5 90D Nickel

Data Sheet

## Standard or Custom Configurations

Standard range - locally stocked item

Designed to suit a variety of residential and landscaping applications the Standard range is readily available from your local Distributor. To identify your unique ordering code simply add your chosen finish to the end of the code matrix as shown below.

GANL	IGPL5	4W	2700	90D	FINISH
GAN PREFIX	SERIES	TOTAL LOAD	COLOUR TEMP (K)	REFLECTOR	FINISH
GANL	IGPL5	4W	2700	▲ 90D	BLK
					BZE
					COP
					NKL

Custom configuration - commercial specification

If required, we can provide a Custom solution to suit your large residential or commercial project. The following code matrix shows the options available. Production, costs and timing will vary depending on customisation. For assistance, speak to your local Commercial Distributor.

Stocked Commercial Distributor configuration shown below or Distributor customisation can be configured using this matrix.

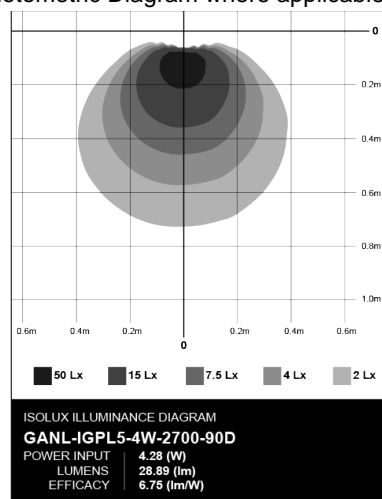
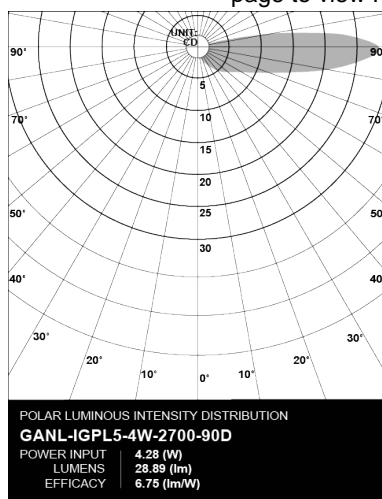
GANX	IGPL5	4W	X	CV	24VDC	2700	80	90D	FINISH	FR
GAN PREFIX	SERIES	TOTAL LOAD	DIMMING	INPUT TYPE	INPUT VOLTAGE	LIGHT SOURCE (K)	CRI	REFLECTOR	FINISH	LENS
GANX	IGPL5	4W	D	CV	24VDC	2700	80	▲ 90D	BLK	FR
			X			3000	90		BZE	
									COP	
									NKL	

Dimming: Triac or Dali available with approved Power Supply and compatible dimming control

## Light Performance

Photometrics

Diagram is based on test results as referred. Refer to Technical Resources page to view Photometric Diagram where applicable.



## Warranty

5 years.

Refer to Technical Resources page to download Warranty Statement.

# Inground Path Light 5 90D Nickel

Data Sheet

## Wiring Guide

Refer to Technical Resources page to download Wiring Diagram/s.

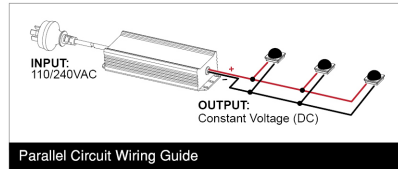


Diagram is a guide only. Wire colours and polarity may change depending on fixture and country.

## Related Items for Installation

The following items are available to assist with installation and/or warranty compliance.



DC CABLE  
2.9MM² 100M



ADHESIVE  
LINED END  
CAP 12-4MM  
50 PIECES



ADHESIVE  
LINED TUBE  
24-6MM X  
110MM 10  
PIECES



POWER  
SUPPLY  
UNIT 60W

## Related Fittings in Range

The following fittings are also available in the Inground Path Lights range.



INGROUND  
PATH LIGHT  
90DX90D NKL