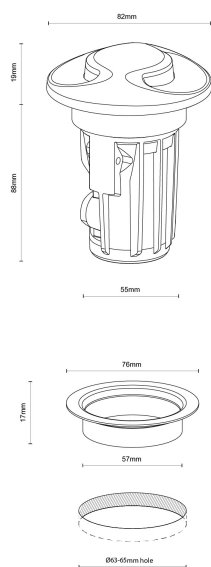


Inground Path Light 5 90DX90D Nickel


Data Sheet



Physical Specification

| | |
|-----------------------|---|
| Body | Quality corrosion resistant brass construction. |
| Lens | Frosted custom polycarbonate lens. |
| Reflector | High efficiency, reflective coated polycarbonate. |
| Mounting Options | Ground mounted. Suitable for concrete and masonry applications. Mounting Collar included (compatible with Ø63mm Orange Electrical Conduit). |
| Weight (kg) | 1 |
| Operating Temperature | -20°C to +50°C |
| IP Rating | IP67 |

Electrical Specification and Performance

| | |
|---------------------|--|
| Input Voltage | 24VDC. |
| Total Load | 4 watts. >90 lumens per watt |
| Driver | Driver onboard technology. |
| Remote Power Supply | Recommended Meanwell HLG Series 24VDC constant voltage (sold separately). Consider adding remote control and constant voltage. |
| Control | Requires clean on/off signal. If switching via automation relays use on/off. Do not use dimming relays as these may leak residual voltage. |
| Dimming | Triac or Dali available with approved Power Supply and compatible dimming control. |
| Certifications |  |

Finishes



- BLK Matt Black powder coat
- BZE Bronze
- COP Copper
- NKL Nickel

Installation Instructions

Ground or deck mounted. Suitable for timber and masonry applications. Supplied with custom designed mounting collar for concrete installation.

Refer to Product page or Technical Resources page to download Installation Sheet.

Inground Path Light 5 90DX90D Nickel

Data Sheet

Standard or Custom Configurations

Standard range - locally stocked item

Designed to suit a variety of residential and landscaping applications the Standard range is readily available from your local Distributor. To identify your unique ordering code simply add your chosen finish to the end of the code matrix or copy the standard item code below to order:

GANL-IGPL5-4W-2700-90DX90D-NKL

| GANL | IGPL5 | 4W | 2700 | 90DX90D | FINISH |
|------------|--------|------------|-----------------|-----------|--------|
| GAN PREFIX | SERIES | TOTAL LOAD | COLOUR TEMP (K) | REFLECTOR | FINISH |
| GANL | IGPL5 | 4W | 2700 | ☒ 90DX90D | BLK |
| | | | | | BZE |
| | | | | | COP |
| | | | | | NKL |

Custom configuration - commercial specification

If required, we can provide a Custom solution to suit your large residential or commercial project. The following code matrix shows the options available for customisation. For information, speak to your local Commercial Distributor. To assist with specification, simply refer to the GANX item code below:

GANX-IGPL5-4W-X-CV-24VDC-2700-80-90DX90D-NKL-FR

Stocked Commercial Distributor configuration shown below or Distributor customisation can be configured using this matrix.

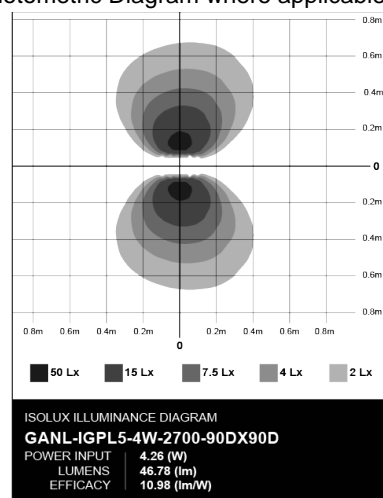
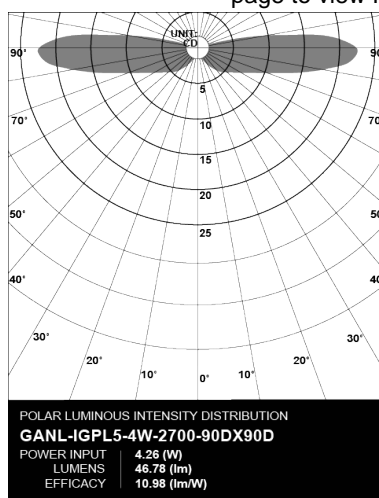
| GANX | IGPL5 | 4W | X | CV | 24VDC | 2700 | 80 | 90DX90D | FINISH | FR |
|------------|--------|------------|---------|------------|---------------|------------------|-----|-----------|--------|------|
| GAN PREFIX | SERIES | TOTAL LOAD | DIMMING | INPUT TYPE | INPUT VOLTAGE | LIGHT SOURCE (K) | CRI | REFLECTOR | FINISH | LENS |
| GANX | IGPL5 | 4W | D | CV | 24VDC | 2700 | 80 | ☒ 90DX90D | BLK | FR |
| | | | X | | | 3000 | 90 | | BZE | |
| | | | | | | | | | COP | |
| | | | | | | | | | NKL | |

Dimming: Triac or Dali available with approved Power Supply and compatible dimming control

Light Performance

Photometrics

Diagram is based on test results as referred. Refer to Technical Resources page to view Photometric Diagram where applicable.



Inground Path Light 5 90DX90D Nickel

Data Sheet

Warranty

5 years.

Refer to Technical Resources page to download Warranty Statement.

Wiring Guide

Refer to Technical Resources page to download Wiring Diagram/s.

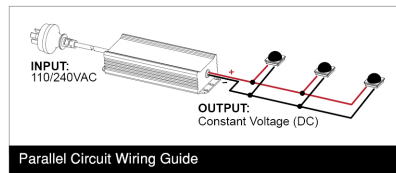


Diagram is a guide only. Wire colours and polarity may change depending on fixture and country.

Related Items for Installation


The following items are available to assist with installation and/or warranty compliance.



DC CABLE
2.9MM² 100M



ADHESIVE LINED END CAP 12-4MM
50 PIECES



ADHESIVE LINED TUBE
24-6MM X 110MM 10 PIECES



POWER SUPPLY UNIT 60W

Related Fittings in Range

The following fittings are also available in the Inground Path Lights range.



INGROUND PATH LIGHT 90D NKL