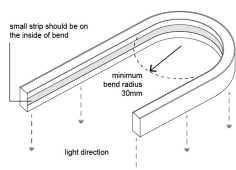
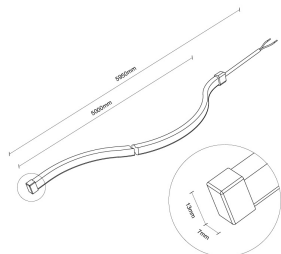


Linear Neon Side Flex COB 5m

Data Sheet



Physical Specification

Body	Silicone construction.
Mounting Options	Surface mounted. Suitable for concrete, masonry and timber mounting. Mount Channel required.
Weight (kg)	3
Operating Temperature	-20°C to +50°C
IP Rating	IP67

Electrical Specification and Performance

Input Voltage	24VDC.
Total Load	7 watts per metre.
Remote Power Supply	Recommended Meanwell HLG Series 24VDC constant voltage (sold separately).
Control	Requires clean on/off signal. If switching via automation relays use on/off.
Dimming	Dimmable constant voltage PSU

Installation Instructions

Surface mounted. Suitable for concrete, masonry and timber mounting. Mount Channel required. Refer to Product Page or Technical Resources page to download Installation Sheet.

Standard or Custom Configurations

Standard range - locally stocked item

Designed to suit a variety of residential and landscaping applications the Standard range is readily available from your local Distributor. To identify your unique ordering code simply add your chosen finish to the end of the code matrix or copy the standard item code below to order:

GANL-LNSF6x12-2700-COB-5M

GANL	LNSF	6x12	2700-COB	X
GAN PREFIX	SERIES	WIDTH X HEIGHT	COLOUR TEMP (K)	LENGTH
GANL	LNSF	6x12mm	2700-COB	1m
				3m
				5m
				10m
				15m

Custom configuration - commercial specification

If required, we can provide a Custom solution to suit your large residential or commercial project. The following code matrix shows the options available for customisation. For information, speak to your local Commercial Distributor. To assist with specification, simply refer to the GANX item code below:

GANX-LNSF-40W-X-CV-24VDC-2700-80-6x12-COB-5M

GANX	LNSF	6x12	7 W/m	CV	24VDC	2700-COB	90	X
GAN PREFIX	SERIES	WIDTH x HEIGHT	TOTAL LOAD	INPUT TYPE	INPUT VOLTAGE	COLOUR TEMP (K)	CRI	LENGTH
GANX	LNSF	6x12mm	7 W/m	CV	24VDC	2700-COB	90	1m
								3m
								5m
								10m
								15m

Warranty

3 years.

Refer to Technical Resources page to download Warranty Statement.

Wiring Guide

Refer to Technical Resources page to download Wiring Diagram/s.

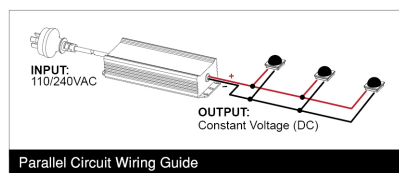




Diagram is a guide only. Wire colours and polarity may change depending on fixture and country.

Accessories

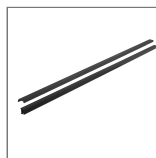
Associated accessories sold separately. Refer to Accessories.



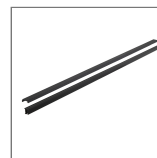
MOUNTING PROFILE, 6X12, SERIES 1, RIGID, 1M



MOUNTING PROFILE, 6X12, SERIES 1, RIGID, 2M



MOUNTING PROFILE, 6X12, SERIES 2, RIGID, 1M, BLACK



MOUNTING PROFILE, 6X12, SERIES 2, RIGID, 2M, BLACK

Related Items for Installation

The following items are available to assist with installation and/or warranty compliance.



DC CABLE 2.9MM² 100M



ADHESIVE LINED END CAP 12-4MM 50 PIECES



ADHESIVE LINED TUBE 24-6MM X 110MM 10 PIECES



POWER SUPPLY UNIT 60W