


# Pole Light Twin 10 Copper


Data Sheet



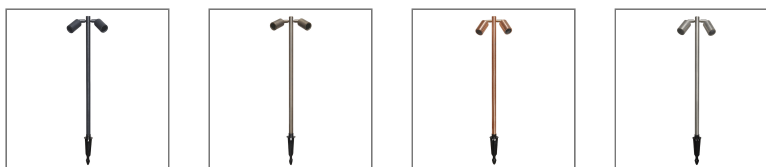
## Physical Specification

|                       |  |
|-----------------------|--|
| Body                  | Quality corrosion resistant brass construction.  |
| Lens                  | Frosted tempered glass.  |
| Reflector             | High efficiency, reflective coated polycarbonate. 40ø reflector fitted Standard. 20ø/60ø optional. Refer to Custom Configuration Matrix. |
| Mounting Options      | Ground mounted. Stake (215mm) included. Surface Mount accessory available.   |
| Weight (kg)           | 2.5  |
| Operating Temperature | -20øC to +50øC   |
| IP Rating             | IP66   |

## Electrical Specification and Performance

|                     |  |
|---------------------|--|
| Input Voltage       | 24VDC.   |
| Total Load          | 8 watts. >90 lumens per watt.  |
| Driver              | Driver onboard technology.   |
| Remote Power Supply | Recommended Meanwell HLG Series 24VDC constant voltage (sold separately). Consider adding remote control and constant voltage.             |
| Control             | Requires clean on/off signal. If switching via automation relays use on/off. Do not use dimming relays as these may leak residual voltage. |
| Dimming             | Triac or Dali available with approved Power Supply and compatible dimming control  |
| Certifications      |   |

## Finishes



- BLK Matt Black powder coat
- BZE Bronze
- COP Copper
- NKL Nickel

## Installation Instructions

Ground mounted. Stake (215mm) included. Surface Mount accessory available.  
 Refer to Product Page or Technical Resources page to download Installation Sheet.

# Pole Light Twin 10 Copper

Data Sheet

## Standard or Custom Configurations

Standard range - locally stocked item

Designed to suit a variety of residential and landscaping applications the Standard range is readily available from your local Distributor. To identify your unique ordering code simply add your chosen finish to the end of the code matrix or copy the standard item code below to order:

GANL-PLT10-8W-2700-40D-COP

|                   |               |                   |                         |                  |               |
|-------------------|---------------|-------------------|-------------------------|------------------|---------------|
| GANL              | PLT10         | 8W                | 2700                    | 40D              | FINISH        |
| <b>GAN PREFIX</b> | <b>SERIES</b> | <b>TOTAL LOAD</b> | <b>LIGHT SOURCE (K)</b> | <b>REFLECTOR</b> | <b>FINISH</b> |
| GANL              | PLT10         | 8W                | 2700                    | ▼ 40D            | BLK           |
|                   |               |                   |                         |                  | BZE           |
|                   |               |                   |                         |                  | COP           |
|                   |               |                   |                         |                  | NKL           |

Custom configuration - commercial specification

If required, we can provide a Custom solution to suit your large residential or commercial project. The following code matrix shows the options available for customisation. For information, speak to your local Commercial Distributor. To assist with specification, simply refer to the GANX item code below:

GANX-PLT10-8W-X-CV-24VDC-2700-80-40-COP-X-CL

Stocked Commercial Distributor configuration shown below or Distributor customisation can be configured using this matrix.

|                   |               |                   |                |                   |                      |                         |            |                  |               |                   |             |
|-------------------|---------------|-------------------|----------------|-------------------|----------------------|-------------------------|------------|------------------|---------------|-------------------|-------------|
| GANX              | PLT10         | 8W                | X              | CV                | 24VDC                | 2700                    | 80         | 40               | FINISH        | X                 | CL          |
| <b>GAN PREFIX</b> | <b>SERIES</b> | <b>TOTAL LOAD</b> | <b>DIMMING</b> | <b>INPUT TYPE</b> | <b>INPUT VOLTAGE</b> | <b>LIGHT SOURCE (K)</b> | <b>CRI</b> | <b>REFLECTOR</b> | <b>FINISH</b> | <b>HEX LOUVRE</b> | <b>LENS</b> |
| GANX              | PLT10         | 8W                | D              | CV                | 24VDC                | 2700                    | 80         | ▼ 20D            | BLK           | HX                | CL          |
|                   |               |                   | X              |                   |                      | 3000                    | 90         | ▼ 40D            | BZE           | X                 | FR          |
|                   |               |                   |                |                   |                      | 4000                    | 90         | ▼ 60D            | COP           |                   |             |
|                   |               |                   |                |                   |                      |                         |            |                  | NKL           |                   |             |

Dimming: Triac or Dali available with approved Power Supply and compatible dimming control

# Pole Light Twin 10 Copper

Data Sheet

## Light Performance

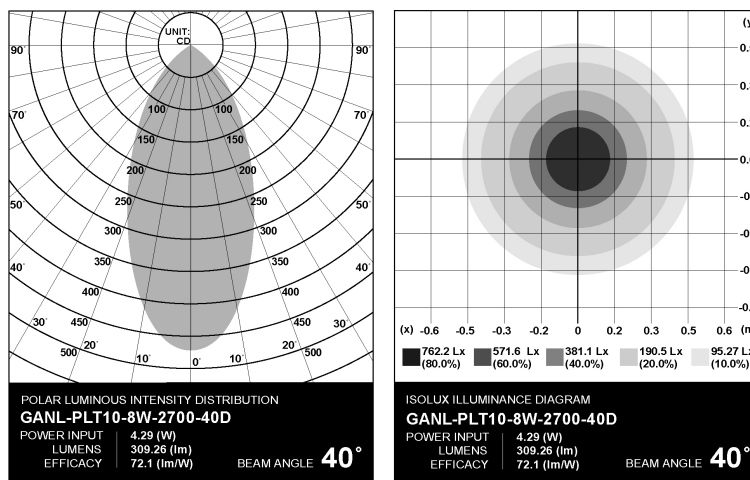
Photometrics

Photometrics

Diagram is based on test results as referred. Refer to Technical Resources page to view Photometric Diagram where applicable.

IES

IES Refer to Technical Resources page to download IES file.



## Warranty

5 years.

Refer to Technical Resources page to download Warranty Statement.

## Wiring Guide

Refer to Technical Resources page to download Wiring Diagram/s.

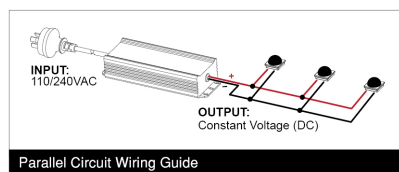



Diagram is a guide only. Wire colours and polarity may change depending on fixture and country.

## Accessories

Associated accessories sold separately. Refer to Accessories.



**SURFACE MOUNT COP**

## Pole Light Twin 10 Copper

Data Sheet

### Related Items for Installation

The following items are available to assist with installation and/or warranty compliance.



DC CABLE  
2.9MM<sup>2</sup> 100M



ADHESIVE  
LINED END  
CAP 12-4MM  
50 PIECES



POWER  
SUPPLY  
UNIT 60W

### Related Fittings in Range

The following fittings are also available in the Path Lights range.



POLE LIGHT  
SINGLE 5  
COP