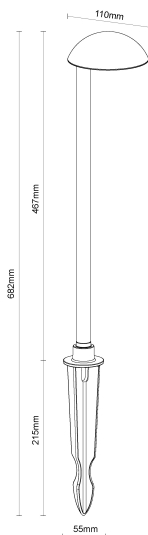


Path Light Dome 110 Copper


Data Sheet



Physical Specification

Body	Quality corrosion resistant brass construction.
Lens	Frosted tempered glass.
Mounting Options	Ground mounted. Stake (215mm) included. Surface Mount accessory available.
Weight (kg)	1.8
Operating Temperature	-20øC to +50øC
IP Rating	IP66

Electrical Specification and Performance

Input Voltage	24VDC.
Total Load	4 watts. >90 lumens per watt.
Driver	Driver onboard technology.
Remote Power Supply	Recommended Meanwell HLG Series 24VDC constant voltage (sold separately). Consider adding remote control and constant voltage.
Control	Requires clean on/off signal. If switching via automation relays use on/off. Do not use dimming relays as these may leak residual voltage.
Dimming	Triac or Dali available with approved Power Supply and compatible dimming control
Certifications	

Finishes



- BLK Matt Black powder coat
- BZE Bronze
- COP Copper
- NKL Nickel

Installation Instructions

Ground mounted. Stake (215mm) included. Surface Mount accessory available.
 Refer to Product Page or Technical Resources page to download Installation Sheet.

Path Light Dome 110 Copper

Data Sheet

Standard or Custom Configurations

Standard range - locally stocked item

Designed to suit a variety of residential and landscaping applications the Standard range is readily available from your local Distributor. To identify your unique ordering code simply add your chosen finish to the end of the code matrix or copy the standard item code below to order:

GANL-PLD110-4W-2700-COP

GANL	PLD110	4W	2700	FINISH
GAN PREFIX	SERIES	TOTAL LOAD	LIGHT SOURCE (K)	FINISH
GANL	PLD110	4W	2700	BLK
				BZE
				COP
				NKL

Custom configuration - commercial specification

If required, we can provide a Custom solution to suit your large residential or commercial project. The following code matrix shows the options available for customisation. For information, speak to your local Commercial Distributor. To assist with specification, simply refer to the GANX item code below:

GANX-PLD110-4W-X-CV-24VDC-2700-80-COP-FR

Stocked Commercial Distributor configuration shown below or Distributor customisation can be configured using this matrix.

GANX	PLD110	4W	X	CV	24VDC	2700	80	FINISH	FR
GAN PREFIX	SERIES	TOTAL LOAD	DIMMING	INPUT TYPE	INPUT VOLTAGE	LIGHT SOURCE (K)	CRI	FINISH	LENS
GANX	PLD110	4W	D	CV	24VDC	2700	80	BLK	FR
			X			3000	90	BZE	
						4000	90	COP	
								NKL	

Dimming: Triac or Dali available with approved Power Supply and compatible dimming control

Path Light Dome 110 Copper

Data Sheet

Light Performance

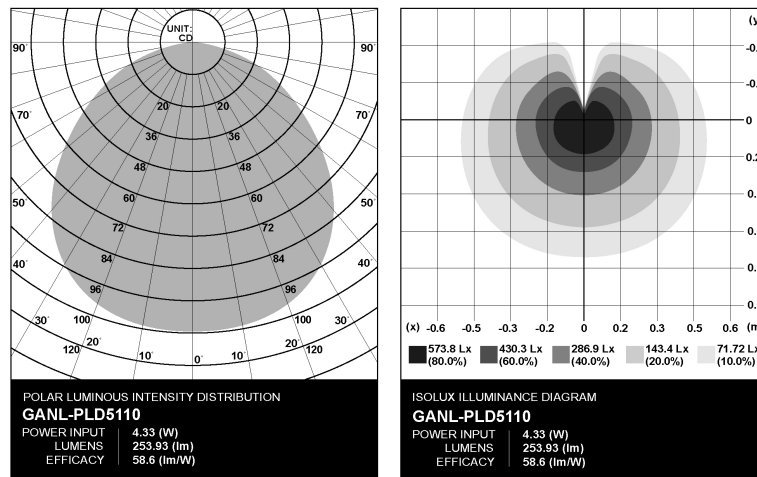
Photometrics

Photometrics

Diagram is based on test results as referred. Refer to Technical Resources page to view Photometric Diagram where applicable.

IES

IES Refer to Technical Resources page to download IES file.



Warranty

5 years.

Refer to Technical Resources page to download Warranty Statement.

Wiring Guide

Refer to Technical Resources page to download Wiring Diagram/s.

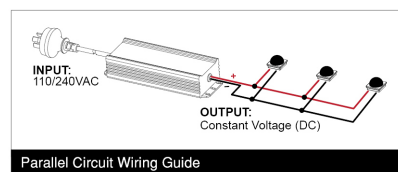


Diagram is a guide only. Wire colours and polarity may change depending on fixture and country.

Accessories

Associated accessories sold separately. Refer to Accessories.



**SURFACE
MOUNT COP**

Path Light Dome 110 Copper

Data Sheet

Related Items for Installation

The following items are available to assist with installation and/or warranty compliance.



DC CABLE
2.9MM² 100M



ADHESIVE
LINED END
CAP 12-4MM
50 PIECES



POWER
SUPPLY
UNIT 60W

Related Fittings in Range

The following fittings are also available in the Path Lights range.



PATH LIGHT
LINEAR 112
COP