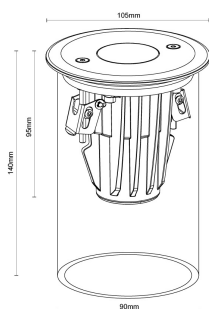


Inground 8 Copper


Data Sheet




Physical Specification

| | |
|-----------------------|--|
| Body | Quality corrosion resistant brass construction. |
| Lens | Clear tempered glass with honeycomb glare guard. Frosted option available for Custom configuration. |
| Reflector | High efficiency, reflective coated polycarbonate. 40° reflector fitted Standard. 20°/60° optional. Refer to Custom Configuration Matrix. |
| Mounting Options | Ground or deck mounted. Supplied with custom designed PVC canister (90mm x 140mm) for concrete installation. |
| Weight (kg) | 2 |
| Operating Temperature | -20°C to +50°C |
| IP Rating | IP67 |

Electrical Specification and Performance

| | |
|---------------------|--|
| Input Voltage | 24VDC. |
| Total Load | 8 watts. >90 lumens per watt. |
| Driver | Driver onboard technology. |
| Remote Power Supply | Recommended Meanwell HLG Series 24VDC constant voltage (sold separately). Consider adding remote control and constant voltage. |
| Control | Requires clean on/off signal. If switching via automation relays use on/off. Do not use dimming relays as these may leak residual voltage. |
| Dimming | Triac or Dali available with approved Power Supply and compatible dimming control |
| Certifications |  E4635 |

Finishes



| | |
|---|------------------------|
| ■ BLK | Matt Black powder coat |
| ■ BZE | Bronze |
| ■ COP | Copper |
| ■ NKL | Nickel |

Installation Instructions

Ground or deck mounted. Supplied with custom designed PVC canister (90mm x 140mm) for concrete installation.

Refer to Product Page or Technical Resources page to download Installation Sheet.

Inground 8 Copper

Data Sheet

Standard or Custom Configurations

Standard range - locally stocked item

Designed to suit a variety of residential and landscaping applications the Standard range is readily available from your local Distributor. To identify your unique ordering code simply add your chosen finish to the end of the code matrix as shown below.

| GANL | IG8 | 8W | 2700 | 40D | FINISH |
|---------------|--------|---------------|---------------------|-----------|--------|
| GAN PREFIX | SERIES | TOTAL LOAD | LIGHT SOURCE (K) | REFLECTOR | FINISH |
| GANL | IG8 | 8W | 2700 | ▼ 40D | BLK |
| | | | | | BZE |
| | | | | | COP |
| | | | | | NKL |

Custom configuration - commercial specification

If required, we can provide a Custom solution to suit your large residential or commercial project. The following code matrix shows the options available. Production, costs and timing will vary depending on customisation. For assistance, speak to your local Commercial Distributor.

Stocked Commercial Distributor configuration shown below or Distributor customisation can be configured using this matrix.

| GANX | IG8 | 8W | X | CV | 24VDC | 2700 | 80 | 40 | FINISH | X | CL |
|---------------|--------|---------------|---------|---------------|------------------|---------------------|-----|-----------|--------|---------------|------|
| GAN PREFIX | SERIES | TOTAL LOAD | DIMMING | INPUT TYPE | INPUT VOLTAGE | LIGHT SOURCE (K) | CRI | REFLECTOR | FINISH | HEX LOUVRE | LENS |
| GANX | IG8 | 8W | D | CV | 24VDC | 2700 | 80 | ▼ 20D | BLK | HX | CL |
| | | | X | | | 3000 | 90 | ▼ 40D | BZE | | FR |
| | | | | | | 4000 | 90 | ▼ 60D | COP | | |
| | | | | | | | | | NKL | | |

Light Performance

Refer to next page for lighting performance diagrams.

Inground 8 Copper

Data Sheet

Light Performance

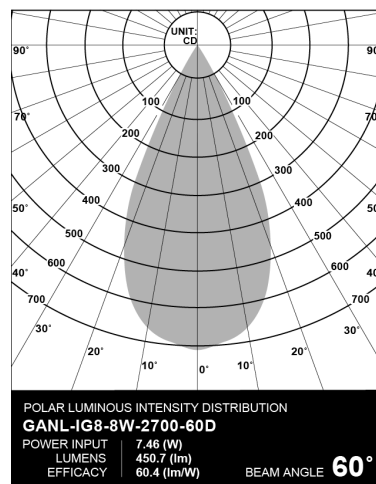
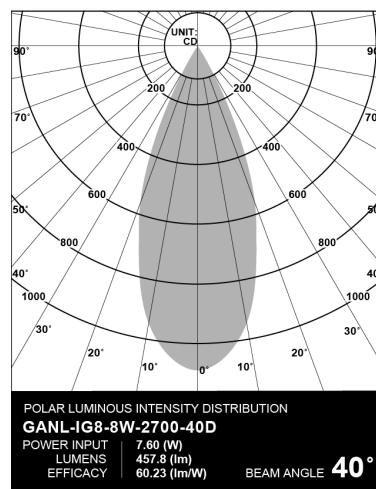
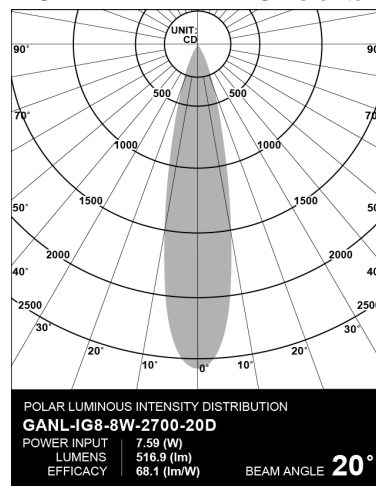
Photometrics

Photometrics

Diagram is based on test results as referred. Refer to Technical Resources page to view Photometric Diagram where applicable.

IES

IES Refer to Technical Resources page to download IES file.



Inground 8 Copper

Data Sheet

Warranty

5 years. Applicable on purchases from 01/01/19.
 Refer to Technical Resources page to download Warranty Statement.

Wiring Guide

Refer to Technical Resources page to download Wiring Diagram/s.

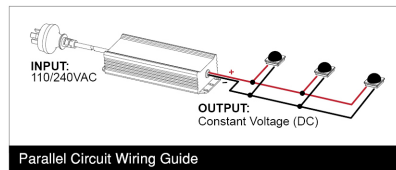


Diagram is a guide only. Wire colours and polarity may change depending on fixture and country.

Related Items for Installation


The following items are available to assist with installation and/or warranty compliance.



DC CABLE
2.9MM² 100M



**ADHESIVE
LINED END
CAP 12-4MM**
50 PIECES



**ADHESIVE
LINED TUBE**
24-6MM X
110MM 10
PIECES



**POWER
SUPPLY
UNIT 60W**

Related Fittings in Range

The following fittings are also available in the Inground Lights range.



**INGROUND 5
NKL**