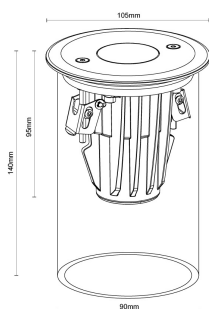


Inground 8 Black


Data Sheet




Physical Specification

Body	Quality corrosion resistant brass construction.
Lens	Clear tempered glass with honeycomb glare guard. Frosted option available for Custom configuration.
Reflector	High efficiency, reflective coated polycarbonate. 40° reflector fitted Standard. 20°/60° optional. Refer to Custom Configuration Matrix.
Mounting Options	Ground or deck mounted. Supplied with custom designed PVC canister (90mm x 140mm) for concrete installation.
Weight (kg)	2
Operating Temperature	-20°C to +50°C
IP Rating	IP67

Electrical Specification and Performance

Input Voltage	24VDC.
Total Load	8 watts. >90 lumens per watt.
Driver	Driver onboard technology.
Remote Power Supply	Recommended Meanwell HLG Series 24VDC constant voltage (sold separately). Consider adding remote control and constant voltage.
Control	Requires clean on/off signal. If switching via automation relays use on/off. Do not use dimming relays as these may leak residual voltage.
Dimming	Triac or Dali available with approved Power Supply and compatible dimming control
Certifications	 E4635

Finishes



■ BLK	Matt Black powder coat
■ BZE	Bronze
■ COP	Copper
■ NKL	Nickel

Installation Instructions

Ground or deck mounted. Supplied with custom designed PVC canister (90mm x 140mm) for concrete installation.

Refer to Product Page or Technical Resources page to download Installation Sheet.

Inground 8 Black

Data Sheet

Standard or Custom Configurations

Standard range - locally stocked item

Designed to suit a variety of residential and landscaping applications the Standard range is readily available from your local Distributor. To identify your unique ordering code simply add your chosen finish to the end of the code matrix as shown below.

GANL	IG8	8W	2700	40D	FINISH
GAN PREFIX	SERIES	TOTAL LOAD	LIGHT SOURCE (K)	REFLECTOR	FINISH
GANL	IG8	8W	2700	▼ 40D	BLK
					BZE
					COP
					NKL

Custom configuration - commercial specification

If required, we can provide a Custom solution to suit your large residential or commercial project. The following code matrix shows the options available. Production, costs and timing will vary depending on customisation. For assistance, speak to your local Commercial Distributor.

Stocked Commercial Distributor configuration shown below or Distributor customisation can be configured using this matrix.

GANX	IG8	8W	X	CV	24VDC	2700	80	40	FINISH	X	CL
GAN PREFIX	SERIES	TOTAL LOAD	DIMMING	INPUT TYPE	INPUT VOLTAGE	LIGHT SOURCE (K)	CRI	REFLECTOR	FINISH	HEX LOUVRE	LENS
GANX	IG8	8W	D	CV	24VDC	2700	80	▼ 20D	BLK	HX	CL
			X			3000	90	▼ 40D	BZE		FR
						4000	90	▼ 60D	COP		
									NKL		

Light Performance

Refer to next page for lighting performance diagrams.

Inground 8 Black

Data Sheet

Light Performance

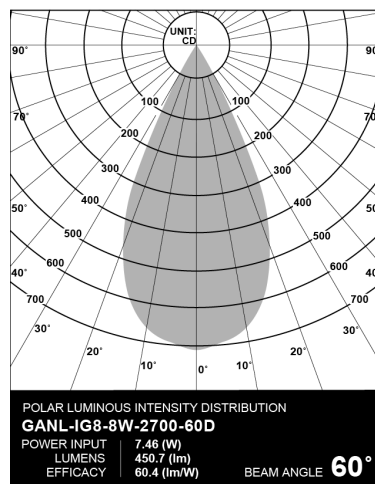
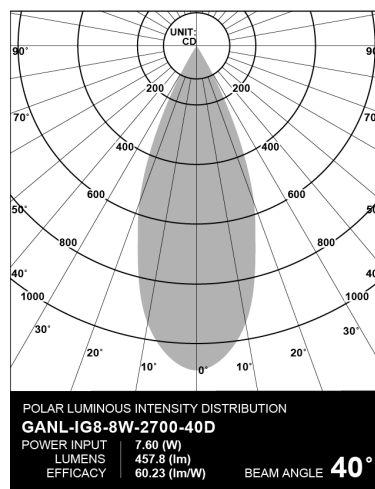
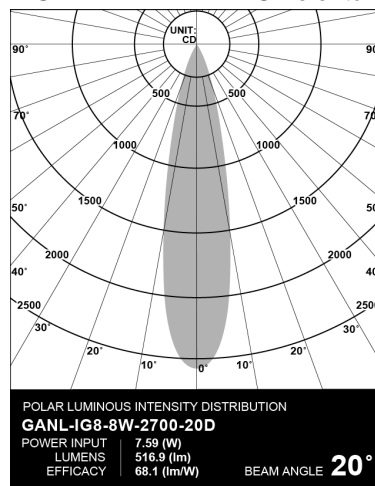
Photometrics

Photometrics

Diagram is based on test results as referred. Refer to Technical Resources page to view Photometric Diagram where applicable.

IES

IES Refer to Technical Resources page to download IES file.



Inground 8 Black

Data Sheet

Warranty

5 years. Applicable on purchases from 01/01/19.
 Refer to Technical Resources page to download Warranty Statement.

Wiring Guide

Refer to Technical Resources page to download Wiring Diagram/s.

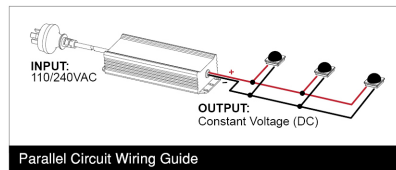


Diagram is a guide only. Wire colours and polarity may change depending on fixture and country.

Related Items for Installation


The following items are available to assist with installation and/or warranty compliance.



DC CABLE
2.9MM² 100M



ADHESIVE
LINED END
CAP 12-4MM
50 PIECES



ADHESIVE
LINED TUBE
24-6MM X
110MM 10
PIECES



POWER
SUPPLY
UNIT 60W

Related Fittings in Range

The following fittings are also available in the Inground Lights range.



INGROUND 5
BZE