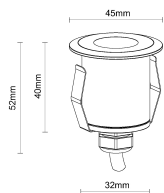


Inground 1 Stainless Steel


Data Sheet



Physical Specification

Body	Stainless Steel construction.
Lens	Frosted tempered glass.
Mounting Options	Ground or deck mounted. Suitable for masonry and timber mounting. 40mm PVC electrical conduit required for concrete installation.
Weight (kg)	0.6
Operating Temperature	-20øC to +50øC
IP Rating	IP67

Electrical Specification and Performance

Input Voltage	24VDC.
Total Load	1 watt. >70 lumens per watt.
Driver	Driver onboard technology.
Remote Power Supply	Recommended Meanwell HLG Series 24VDC constant voltage (sold separately).
Control	Requires clean on/off signal. If switching via automation relays use on/off.
Certifications	

Finishes



- BLK Matt Black powder coat
- BZE Bronze
- SS Stainless Steel

Installation Instructions

Ground or deck mounted. Suitable for masonry and timber mounting. 40mm PVC electrical conduit required for concrete installation.

Refer to Product Page or Technical Resources page to download Installation Sheet.

Inground 1 Stainless Steel

Data Sheet

Standard or Custom Configurations

Standard range - locally stocked item

Designed to suit a variety of residential and landscaping applications the Standard range is readily available from your local Distributor. To identify your unique ordering code simply add your chosen finish to the end of the code matrix or copy the standard item code below to order:

GANL-IG1-1W-2700-SS

GANL	IG1	1W	2700	FINISH
GAN PREFIX	SERIES	TOTAL LOAD	LIGHT SOURCE (K)	FINISH
GANL	IG1	1W	2700	BLK
				BZE
				SS

Custom configuration - commercial specification

If required, we can provide a Custom solution to suit your large residential or commercial project. The following code matrix shows the options available for customisation. For information, speak to your local Commercial Distributor. To assist with specification, simply refer to the GANX item code below:

GANX-IG1-1W-X-CV-24VDC-2700-80-SS-X-CL

Light Performance

Photometrics

Photometrics

Diagram is based on test results as referred. Refer to Technical Resources page to view Photometric Diagram where applicable.

IES

IES Refer to Technical Resources page to download IES file.

Warranty

5 years.

Refer to Technical Resources page to download Warranty Statement.

Wiring Guide

Refer to Technical Resources page to download Wiring Diagram/s.

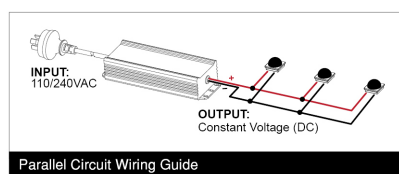


Diagram is a guide only. Wire colours and polarity may change depending on fixture and country.

Inground 1 Stainless Steel

Data Sheet

Related Items for Installation


The following items are available to assist with installation and/or warranty compliance.



DC CABLE
2.9MM² 100M



ADHESIVE
LINED END
CAP 12-4MM
50 PIECES



ADHESIVE
LINED TUBE
24-6MM X
110MM 10
PIECES



POWER
SUPPLY
UNIT 60W

Related Fittings in Range

The following fittings are also available in the Inground Lights range.



INGROUND 5
NKL



INGROUND 8
NKL