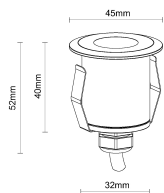


# Inground 1 Bronze


Data Sheet



## Physical Specification

Body	Quality corrosion resistant brass construction.
Lens	Frosted tempered glass.
Mounting Options	Ground or deck mounted. Suitable for masonry and timber mounting. 40mm PVC electrical conduit required for concrete installation.
Weight (kg)	0.6
Operating Temperature	-20øC to +50øC
IP Rating	IP67

## Electrical Specification and Performance

Input Voltage	24VDC.
Total Load	1 watt. >70 lumens per watt.
Driver	Driver onboard technology.
Remote Power Supply	Recommended Meanwell HLG Series 24VDC constant voltage (sold separately).
Control	Requires clean on/off signal. If switching via automation relays use on/off.
Certifications	

## Finishes



- BLK Matt Black powder coat
- BZE Bronze
- SS Stainless Steel

## Installation Instructions

Ground or deck mounted. Suitable for masonry and timber mounting. 40mm PVC electrical conduit required for concrete installation.

Refer to Product Page or Technical Resources page to download Installation Sheet.

## Standard or Custom Configurations

Standard range - locally stocked item

Designed to suit a variety of residential and landscaping applications the Standard range is readily available from your local Distributor. To identify your unique ordering code simply add your chosen finish to the end of the code matrix or copy the standard item code below to order:

GANL-IG1-1W-2700-BZE

GANL	IG1	1W	2700	FINISH
<b>GAN PREFIX</b>	<b>SERIES</b>	<b>TOTAL LOAD</b>	<b>LIGHT SOURCE (K)</b>	<b>FINISH</b>
GANL	IG1	1W	2700	BLK
				BZE
				SS

Custom configuration - commercial specification

If required, we can provide a Custom solution to suit your large residential or commercial project. The following code matrix shows the options available for customisation. For information, speak to your local Commercial Distributor. To assist with specification, simply refer to the GANX item code below:

GANX-IG1-1W-X-CV-24VDC-2700-80-BZE-X-CL

## Light Performance

Photometrics

Photometrics

Diagram is based on test results as referred. Refer to Technical Resources page to view Photometric Diagram where applicable.

IES

IES Refer to Technical Resources page to download IES file.

## Warranty

5 years.

Refer to Technical Resources page to download Warranty Statement.

## Wiring Guide

Refer to Technical Resources page to download Wiring Diagram/s.

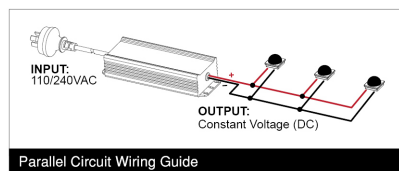


Diagram is a guide only. Wire colours and polarity may change depending on fixture and country.

## Related Items for Installation


The following items are available to assist with installation and/or warranty compliance.



DC CABLE  
2.9MM<sup>2</sup> 100M



ADHESIVE  
LINED END  
CAP 12-4MM  
50 PIECES



ADHESIVE  
LINED TUBE  
24-6MM X  
110MM 10  
PIECES



POWER  
SUPPLY  
UNIT 60W

## Related Fittings in Range

The following fittings are also available in the Inground Lights range.



INGROUND 5  
BZE



INGROUND 8  
BZE