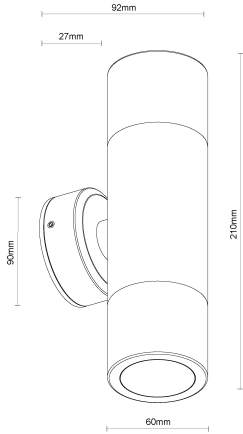


Up/Down Wall Light MR16 Black


Data Sheet




Physical Specification

Body	Quality corrosion resistant brass construction.
Lens	Clear tempered glass.
Mounting Options	Surface wall mounted.
Weight (kg)	1.6
Operating Temperature	-20°C to +50°C
IP Rating	IP65

Electrical Specification and Performance

Input Voltage	12-24V AC/DC
Total Load	2 x 7 watts (maximum). Lamp not included.
Remote Power Supply	Ensure remote ELV power supply and lamp match before use (sold separately).
Control	Requires clean on/off signal. If switching via automation relays use on/off.
Certifications	

Finishes



- BLK Matt Black powder coat
- BZE Bronze
- COP Copper
- NKL Nickel

Installation Instructions

Surface wall mounted.
 Refer to Product Page or Technical Resources page to download Installation Sheet.

Standard or Custom Configurations

Standard range

Designed to suit a variety of residential and landscaping applications the Standard range is readily available from your local Distributor. To identify your unique ordering code simply add your chosen finish to the end of the code matrix as shown below.

GANWL	MC60UD	MR16	
GAN PREFIX	SERIES	LAMP	FINISH
GANWL	MC60UD	MR16	BLK
		x2 LED 7W MR16 (Max) lamps not included. Refer to installation instructions.	BZE
			COP
			NKL

Up/Down Wall Light MR16 Black

Data Sheet

Warranty

5 years (fitting only).

Refer to Technical Resources page to download Warranty Statement.

Wiring Guide

Refer to Technical Resources page to download Wiring Diagram/s.

Accessories

Associated accessories sold separately. Refer to Accessories.



LED MR16
6W WARM
WHITE

Related Items for Installation

The following items are available to assist with installation and/or warranty compliance.



DC CABLE
2.9MM² 100M



ADHESIVE
LINED END
CAP 6-2MM
50 PIECES



LED MR16
6W WARM
WHITE



POWER
SUPPLY
UNIT 60W

Related Fittings in Range

The following fittings are also available in the Wall Lights MR16 range.



WALL DOWN
LIGHT MR16
BLK