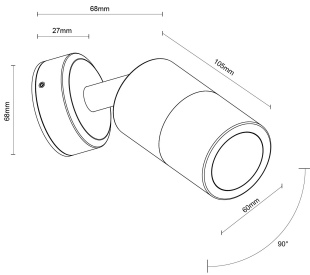


Adjustable Single Wall Light GU10 Bronze

Data Sheet




Physical Specification


Body	Quality corrosion resistant brass construction.
Lens	Clear tempered glass.
Mounting Options	Surface wall mounted.
Weight (kg)	1.2
Operating Temperature	-20°C to +50°C
IP Rating	IP65

Electrical Specification and Performance

Input Voltage	240VAC to be installed by a licensed electrician only.
Total Load	7 watts (maximum). Lamp not included.
Control	Requires clean on/off signal. If switching via automation relays use on/off.

Certifications	
----------------	---

Finishes



- BLK Matt Black powder coat
- BZE Bronze
- COP Copper
- NKL Nickel

Installation Instructions

Surface wall mounted.
 Refer to Product Page or Technical Resources page to download Installation Sheet.

Standard or Custom Configurations

Standard range
 Designed to suit a variety of residential and landscaping applications the Standard range is readily available from your local Distributor. To identify your unique ordering code simply add your chosen finish to the end of the code matrix as shown below.

GANWL	-MC60AS	-GU10	-	
GAN PREFIX	SERIES	LAMP	FINISH	
GANWL	MC60AS	GU10	BLK	
<small>x1 LED 7W GU10 (Max) lamp not included. Refer to installation instructions.</small>				
			BZE	
			COP	
			NKL	

Adjustable Single Wall Light GU10 Bronze

Data Sheet

Warranty

5 years (fitting only).

Refer to Technical Resources page to download Warranty Statement.

Wiring Guide

Refer to Technical Resources page to download Wiring Diagram/s.

Accessories

Associated accessories sold separately. Refer to Accessories.



LED GU10
6.5W WARM
WHITE

Related Items for Installation

The following items are available to assist with installation and/or warranty compliance.



DC CABLE
2.9MM² 100M



ADHESIVE
LINED END
CAP 6-2MM
50 PIECES



LED GU10
6.5W WARM
WHITE

Related Fittings in Range

The following fittings are also available in the Wall Lights GU10 range.



ADJ TWIN
WALL LIGHT
GU10 FB