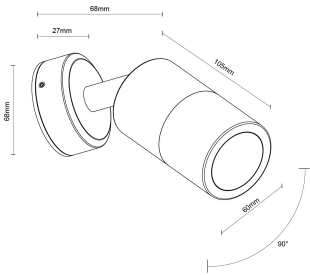


# Adjustable Single Wall Light MR16 Nickel


Data Sheet




## Physical Specification

Body	Quality corrosion resistant brass construction.
Lens	Clear tempered glass.
Mounting Options	Surface wall mounted.
Weight (kg)	1.2
Operating Temperature	-20°C to +50°C
IP Rating	IP65

## Electrical Specification and Performance

Input Voltage	12-24V AC/DC
Total Load	7 watts (maximum). Lamp not included.
Remote Power Supply	Ensure remote ELV power supply and lamp match before use (sold separately).
Control	Requires clean on/off signal. If switching via automation relays use on/off.
Certifications	

## Finishes



- BLK Matt Black powder coat
- BZE Bronze
- COP Copper
- NKL Nickel

## Installation Instructions

Surface wall mounted.  
 Refer to Product Page or Technical Resources page to download Installation Sheet.

## Standard or Custom Configurations

Standard range - locally stocked item  
 Designed to suit a variety of residential and landscaping applications the Standard range is readily available from your local Distributor. To identify your unique ordering code simply add your chosen finish to the end of the code matrix as shown below.

GANWL	MC60AS	MR16	-
<b>GAN PREFIX</b>	<b>SERIES</b>	<b>LAMP</b>	<b>FINISH</b>
GANWL	MC60AS	MR16	BLK
			BZE
			COP
			NKL

x1 LED 7W MR16 (Max) lamp not included. Refer to installation instructions.

# Adjustable Single Wall Light MR16 Nickel

Data Sheet

## Light Performance

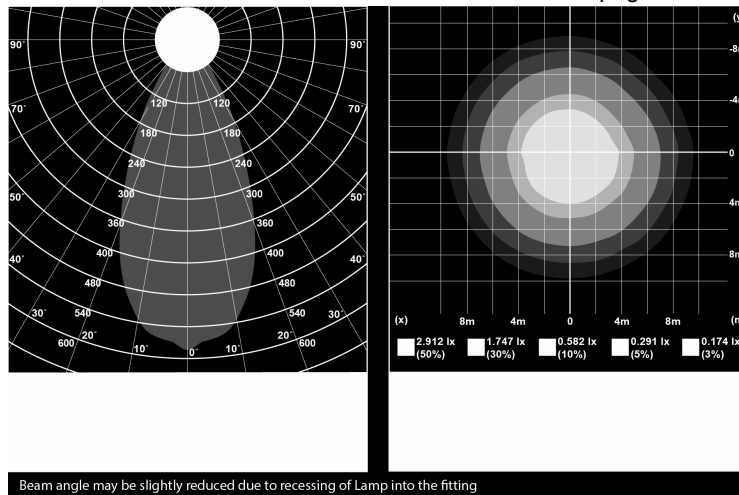
Photometrics

Photometrics

Diagram is based on test results as referred. Refer to Technical Resources page to view Photometric Diagram where applicable.

IES

IES Refer to Technical Resources page to download IES file.



## Warranty

5 years (fitting only).

Refer to Technical Resources page to download Warranty Statement.

## Wiring Guide

Refer to Technical Resources page to download Wiring Diagram/s.

## Accessories

Associated accessories sold separately. Refer to Accessories.



LED MR16  
6W WARM  
WHITE



POWER  
SUPPLY  
UNIT 60W

# Adjustable Single Wall Light MR16 Nickel

Data Sheet

## Related Items for Installation

The following items are available to assist with installation and/or warranty compliance.



DC CABLE  
2.9MM<sup>2</sup> 100M



ADHESIVE  
LINED END  
CAP 6-2MM  
50 PIECES



LED MR16  
6W WARM  
WHITE



POWER  
SUPPLY  
UNIT 60W

## Related Fittings in Range

The following fittings are also available in the Wall Lights MR16 range.



ADJ TWIN  
WALL LIGHT  
MR16 NKL