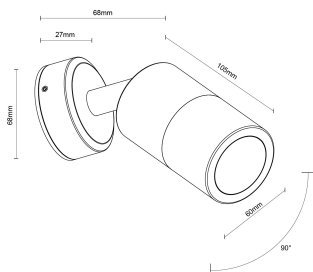


Adjustable Single Wall Light MR16 Copper

Data Sheet



Physical Specification


Body	Quality corrosion resistant brass construction.
Lens	Clear tempered glass.
Mounting Options	Surface wall mounted.
Weight (kg)	1.2
Operating Temperature	-20°C to +50°C
IP Rating	IP65

Electrical Specification and Performance

Input Voltage	12-24V AC/DC
Total Load	7 watts (maximum). Lamp not included.
Remote Power Supply	Ensure remote ELV power supply and lamp match before use (sold separately).
Control	Requires clean on/off signal. If switching via automation relays use on/off.

Certifications 

Finishes



- BLK Matt Black powder coat
- BZE Bronze
- COP Copper
- NKL Nickel

Installation Instructions

Surface wall mounted.
 Refer to Product Page or Technical Resources page to download Installation Sheet.

Standard or Custom Configurations

Standard range - locally stocked item
 Designed to suit a variety of residential and landscaping applications the Standard range is readily available from your local Distributor. To identify your unique ordering code simply add your chosen finish to the end of the code matrix as shown below.

GANWL	MC60AS	MR16	-	
GAN PREFIX	SERIES	LAMP	FINISH	
GANWL	MC60AS	MR16	-	BLK
				BZE
				COP
				NKL

x1 LED 7W
MR16 (Max) lamp
not included.
Refer to installation
instructions.

Adjustable Single Wall Light MR16 Copper

Data Sheet

Light Performance

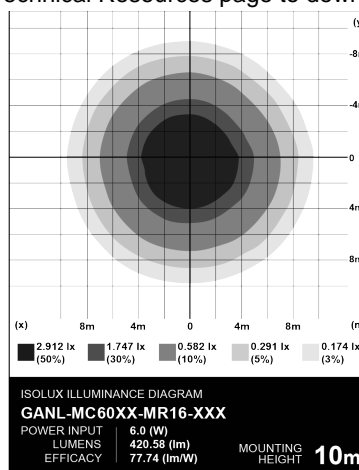
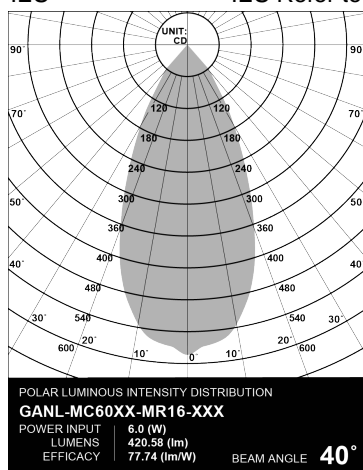
Photometrics

Photometrics

Diagram is based on test results as referred. Refer to Technical Resources page to view Photometric Diagram where applicable.

IES

IES Refer to Technical Resources page to download IES file.



Beam angle may be slightly reduced due to recessing of Lamp into the fitting

Warranty

5 years (fitting only).

Refer to Technical Resources page to download Warranty Statement.

Wiring Guide

Refer to Technical Resources page to download Wiring Diagram/s.

Accessories

Associated accessories sold separately. Refer to Accessories.



LED MR16
6W WARM
WHITE



POWER
SUPPLY
UNIT 60W

Adjustable Single Wall Light MR16 Copper

Data Sheet

Related Items for Installation

The following items are available to assist with installation and/or warranty compliance.



DC CABLE
2.9MM² 100M



ADHESIVE
LINED END
CAP 6-2MM
50 PIECES



LED MR16
6W WARM
WHITE



POWER
SUPPLY
UNIT 60W

Related Fittings in Range

The following fittings are also available in the Wall Lights MR16 range.



ADJ TWIN
WALL LIGHT
MR16 COP