


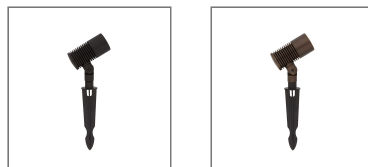
Physical Specification

| | |
|-----------------------|--|
| Body | Quality corrosion resistant brass construction. |
| Lens | Clear tempered glass. |
| Reflector | High efficiency, reflective coated polycarbonate. 40° reflector fitted Standard. 20°/60° optional. Refer to Custom Configuration Matrix. |
| Mounting Options | Ground or surface. Stake (220mm) included. Surface Mount accessory available. |
| Weight (kg) | 1.8 |
| Operating Temperature | -20°C to +50°C |
| IP Rating | IP66 |

Electrical Specification and Performance

| | |
|---------------------|--|
| Input Voltage | 24VDC. |
| Total Load | 11 watts. >90 lumens per watt. |
| Driver | Driver onboard technology. |
| Remote Power Supply | Recommended Meanwell HLG Series 24VDC constant voltage (sold separately). Consider adding remote control and constant voltage. |
| Control | Requires clean on/off signal. If switching via automation relays use on/off. Do not use dimming relays as these may leak residual voltage. |
| Dimming | Triac or Dali available with approved Power Supply and compatible dimming control |
| Certifications |  E4635 |

Finishes



- BLK Matt Black powder coat
- BZE Bronze

Installation Instructions

Ground or surface. Stake (220mm) included. Surface Mount accessory available.
 Refer to Product Page or Technical Resources page to download Installation Sheet.

Standard or Custom Configurations

Standard range

Designed to suit a variety of residential and landscaping applications the Standard range is readily available from your local Distributor. To identify your unique ordering code simply add your chosen finish to the end of the code matrix as shown below.

| | | | | | |
|-------------------|---------------|-------------------|------------------------|------------------|---------------|
| GANL | A11 | 11W | 2700 | 40D | FINISH |
| GAN PREFIX | SERIES | TOTAL LOAD | COLOUR TEMP (K) | REFLECTOR | FINISH |
| GANL | A11 | 11W | 2700 | ▼ 40D | BLK |
| | | | | | BZE |

Custom configuration

If required, we can provide a Custom solution to suit your large residential or commercial project. The following code matrix shows the options available for customisation. For information, speak to your local Commercial Distributor.

Stocked Commercial Distributor configuration shown below or Distributor customisation can be configured using this matrix.

| | | | | | | | | | | | |
|-------------------|---------------|-------------------|----------------|-------------------|----------------------|-------------------------|------------|------------------|---------------|-------------------|-------------|
| GANX | A11 | 11W | X | CV | 24VDC | 2700 | 80 | 40 | FINISH | X | CL |
| GAN PREFIX | SERIES | TOTAL LOAD | DIMMING | INPUT TYPE | INPUT VOLTAGE | LIGHT SOURCE (K) | CRI | REFLECTOR | FINISH | HEX LOUVRE | LENS |
| GANX | A11 | 4W | D | CV | 24VDC | 2700 | 80 | ▼ 20D | BLK | HX | CL |
| | | 8W | X | | | 3000 | 90 | ▼ 40D | BZE | X | FR |
| | | 11W | | | | 4000 | 90 | ▼ 60D | | | |

Light Performance

Refer to next page for lighting performance diagrams.

Light Performance

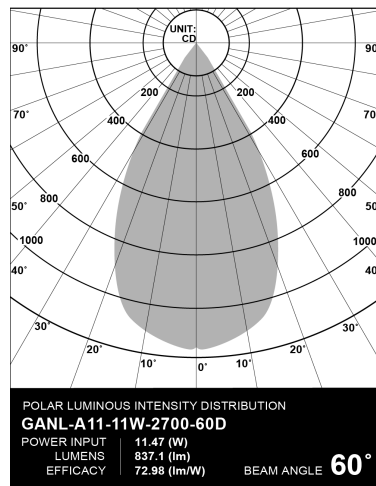
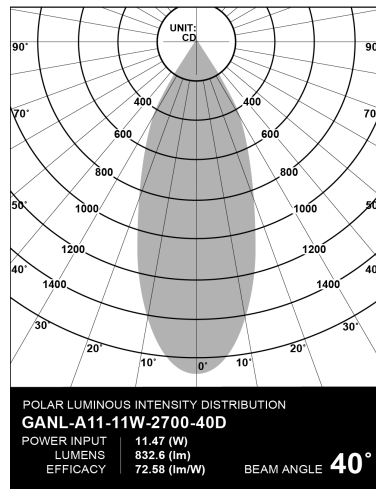
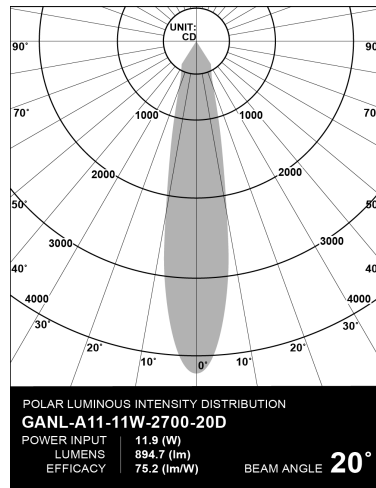
Photometrics

Photometrics

Diagram is based on test results as referred. Refer to Technical Resources page to view Photometric Diagram where applicable.

IES

IES Refer to Technical Resources page to download IES file.



Warranty

5 years. Applicable on purchases from 01/01/19.
 Refer to Technical Resources page to download Warranty Statement.

Wiring Guide

Refer to Technical Resources page to download Wiring Diagram/s.

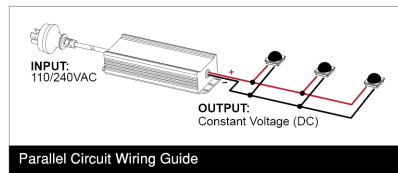


Diagram is a guide only. Wire colours and polarity may change depending on fixture and country.

Accessories

Associated accessories sold separately. Refer to Accessories.



RISER 220
BZE



RISER 420
BZE



SURFACE
MOUNT BZE

Related Items for Installation

The following items are available to assist with installation and/or warranty compliance.



DC CABLE
2.9MM² 100M



ADHESIVE
LINED END
CAP 12-4MM
50 PIECES



POWER
SUPPLY
UNIT 60W

Related Fittings in Range

The following fittings are also available in the Accent Lights range.



ACCENT 5
BZE



ACCENT 8
BZE